



ASBK.COM.AU f t i y

## Round 7 : Phillip Island GP Circuit : October 12 - 14

### YAMAHA MOTOR INSURANCE AUSTRALIAN SUPERBIKE CHAMPIONSHIP

#### Race 2

Date: 14/10/18  
 Event: R12  
 Weather: Partly cloudy - Temp: 25.2C  
 Track: Dry - Temp: 45.2C

Started at: 14:24:56  
 Laps: 12  
 Starters: 29  
 Printed at: 15:40

#### PROVISIONAL CLASSIFICATION

Pos	No	Name	Class	Machine	Laps	Race Time	Behind	Fastest Lap	On Lap	Top Speed
1	21	Troy BAYLISS (QLD) / Desmosport Ducati		Ducati Final Ed.	12	18:44.881		1:32.819	4	306
2	67	Bryan STARING (WA) / Kawasaki BCperformance / Kawasaki Motors Aust. / Landscapesupplies.com.au		Kawasaki ZX-10R	12	18:45.112	.231	1:32.858	4	302
3	47	Wayne MAXWELL (VIC) / Yamaha Racing Team		Yamaha YZF-R1	12	18:45.681	.800	1:32.747	2	296
4	29	Ted COLLINS (VIC) / NextGen Motorsports / Alpine Performance	R	BMW S RR	12	18:58.997	14.116	1:33.903	2	299
5	12	Matt WALTERS (NSW) / Swann Insurance		Kawasaki ZX-10R	12	19:01.124	16.243	1:34.046	2	300
6	61	Arthur SISSIS (SA) / SA Demolition /Hoey Suspensions /Shogai Imports / Kenma / Castrol / Powerfone	R	Honda CBR1000	12	19:03.708	18.827	1:33.392	2	296
7	1	Josh WATERS (VIC) / Team Suzuki ECSTAR / Pirelli / Motul / Airroad / Suzuki Ins. / Suzuki Finance / PTR		Suzuki GSX-RR	12	19:03.937	19.056	1:32.252	3	303
8	168	Glenn SCOTT (NSW) / GSR Kawasaki		Kawasaki ZX-10R	12	19:08.970	24.089	1:34.525	3	303
9	68	Mitch LEVY (NSW) / ATR / Mashed Auctions		Yamaha YZF-R1	12	19:09.151	24.270	1:34.734	3	297
10	53	Mason COOTE (VIC) / Aark Suspension & Tuning / Kabuto / Spidi / Five Gloves / Pirelli / Motul	R	Kawasaki ZX-10R	12	19:10.915	26.034	1:34.435	4	306
11	20	Alex PHILLIS (VIC) / Phillis Racing		Suzuki GSXR	12	19:11.087	26.206	1:34.723	2	304
12	83	Kyle BUCKLEY (QLD) / Kawasaki BCperformance / Kawasaki Motors Aust. / Landscapesupplies.com.au		Kawasaki ZX-10R	12	19:11.668	26.787	1:34.481	2	303
13	17	Troy HERFOSS (QLD) / Penrite Honda Racing / Elite Roads / NGK / Snap On / State of Matter / Ktech		Honda CBR SP	12	19:34.239	49.358	1:33.269	2	298
14	11	Philip CZAJ (VIC) / Echo Light Up / 11Motosport / Czaj Racing		Aprilia RSV4 RFW	12	19:34.829	49.948	1:35.760	2	288
15	24	Matt TOOLEY (VIC) / Phillip Island Ride Days		Yamaha YZF-R1	12	19:36.369	51.488	1:36.918	5	284

*Scott Laing*  
 Chief Time Keeper - Scott Laing

*Tom Williams*  
 Clerk of Course - Tom Williams



[www.computime.com.au](http://www.computime.com.au)  
 COMPUTIME RACE TIMING SYSTEMS PTY LTD





ASBK.COM.AU f t i y

## Round 7 : Phillip Island GP Circuit : October 12 - 14

### YAMAHA MOTOR INSURANCE AUSTRALIAN SUPERBIKE CHAMPIONSHIP

#### Race 2

Date: 14/10/18  
 Event: R12  
 Weather: Partly cloudy - Temp: 25.2C  
 Track: Dry - Temp: 45.2C

Started at: 14:24:56  
 Laps: 12  
 Starters: 29  
 Printed at: 15:40

#### PROVISIONAL CLASSIFICATION

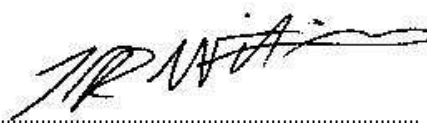
Pos	No	Name	Class	Machine	Laps	Race Time	Behind	Fastest Lap	On Lap	Top Speed
16	62	Brendan MCINTYRE (NSW) / Western M-c / SEVENFRIDAY / Ric Pobjoy Racing / Motul / RK / EBC / Motoproducts		Suzuki GSX-R	12	19:36.479	51.598	1:36.836	4	286
17	98	Evan BYLES (SA) / SA M-cycles / Oriental Blend Holiday Stayz / The Bend Holiday Stay / Kawasaki		Kawasaki ZX-10R	12	19:45.685	1:00.804	1:37.349	2	286
18	333	Yannis SHAW (NSW) / Select Fresh / Andrews Meat Industries		Kawasaki ZX-10R	12	19:45.708	1:00.827	1:37.320	2	291
19	13	David BARKER (SA)		Kawasaki ZX-10R	12	19:53.792	1:08.911	1:37.774	2	280
20	78	Nathan SPITERI (VIC) / Livson / RST / Repsol		Suzuki GSX-R	12	19:54.239	1:09.358	1:37.514	2	284
21	23	Heath GRIFFIN (NSW) / Russell Symes & Co.		Ducati P/gale	12	20:09.561	1:24.680	1:38.742	2	278
22	77	Adam SENIOR (WA) / Senior Engineering / Pirelli / Silkolene / Cully's Yamaha / YRD / West Sliders		Yamaha YZF-R1	11	19:18.108	1 Lap	1:37.385	2	284
23	37	Michael EDWARDS (QLD) / Northstar Yamaha		Yamaha YZF-R1	11	20:49.682	1 Lap	1:40.125	4	276
DNF	94	Mitch REES (BOP) / Carl Cox M-sport / Mondiale Freight / Tony Rees M-cycles / Signedge / Pirelli / HJC		Honda CBR	9	14:22.567	3 Laps	1:34.551	5	293
DNF	30	Mark CHIODO (VIC) / Team Suzuki ECSTAR / Pirelli / Motul / Airroad / Suzuki Ins. / Suzuki Finance / PTR	R	Suzuki GSX-RR	8	12:38.646	4 Laps	1:33.321	2	298
DNF	14	Glenn ALLERTON (NSW) / NextGen Motorsports / Alpine Performance		BMW S RR	5	7:56.414	7 Laps	1:33.309	2	303
DNF	25	Daniel FALZON (SA) / Yamaha Racing Team		Yamaha YZF-R1	1	1:42.225	11 Laps	1:42.225	1	217
DNF	183	Lachlan EPIS (NSW) / Response RE / BlueTongue Finance / Bridgestone Tyres	R	Kawasaki ZX-10R	1	1:44.950	11 Laps	1:44.950	1	285
DNF	74	Scott McGREGOR (VIC)		Yamaha YZF-R1	0		12 Laps			226

Fastest Lap was 1:32.252 by Josh WATERS (VIC)

Current race lap record for SBK class - 1:32.224 by Wayne MAXWELL (VIC) on a Yamaha YZF-R1 set on 14/10/18

The results are provisional until the end of the time limit for protests and appeals.

  
 Chief Time Keeper - Scott Laing

  
 Clerk of Course - Tom Williams



www.computime.com.au  
 COMPUTIME RACE TIMING SYSTEMS PTY LTD





ASBK.COM.AU f t i y

# Round 7 : Phillip Island GP Circuit : October 12 - 14

## YAMAHA MOTOR INSURANCE AUSTRALIAN SUPERBIKE CHAMPIONSHIP

### Race 2

Date: 14/10/18  
 Event: R12  
 Weather: Partly cloudy - Temp: 25.2C  
 Track: Dry - Temp: 45.2C

Started at: 14:24:56  
 Laps: 12  
 Starters: 29  
 Printed at: 15:40

### PROVISIONAL LAP TIMES

No	Name	Lap 1	Lap 2	Lap 3	Lap 4	Lap 5	Lap 6	Lap 7	Lap 8	Lap 9	Lap 10	Lap 11	Lap 12
1	Josh WATERS (VIC)	1:39.924	1:32.533	<b>1:32.252</b>	1:32.980	1:32.805	1:33.147	1:33.219	1:33.262	1:33.775	1:33.185	1:34.130	1:52.725
11	Philip CZAJ (VIC)	1:44.056	<b>1:35.760</b>	1:36.474	1:37.024	1:37.381	1:37.826	1:37.274	1:37.830	1:37.989	1:38.115	1:37.642	1:37.458
12	Matt WALTERS (NSW)	1:41.441	<b>1:34.046</b>	1:34.383	1:35.275	1:34.514	1:34.288	1:34.375	1:34.141	1:34.381	1:34.570	1:34.691	1:35.019
13	David BARKER (SA)	1:44.721	<b>1:37.774</b>	1:38.484	1:38.782	1:39.213	1:39.224	1:39.540	1:39.571	1:38.667	1:39.070	1:39.215	1:39.531
14	Glenn ALLERTON (NSW)	1:40.711	<b>1:33.309</b>	1:34.441	1:33.998	1:33.955							
17	Troy HERFOSS (QLD)	1:40.443	<b>1:33.269</b>	1:35.063	1:37.901	1:38.028	1:37.755	1:38.122	1:39.065	1:39.265	1:38.132	1:38.850	1:38.346
20	Alex PHILLIS (VIC)	1:42.746	<b>1:34.723</b>	1:34.819	1:35.000	1:35.668	1:34.994	1:35.282	1:35.381	1:35.896	1:35.156	1:35.420	1:36.002
21	Troy BAYLISS (QLD)	1:38.449	1:32.832	1:33.186	<b>1:32.819</b>	1:33.093	1:33.047	1:33.004	1:33.473	1:33.834	1:33.573	1:33.669	1:33.902
23	Heath GRIFFIN (NSW)	1:47.966	<b>1:38.742</b>	1:39.633	1:40.058	1:40.120	1:39.967	1:39.752	1:41.675	1:39.906	1:40.132	1:40.832	1:40.778
24	Matt TOOLEY (VIC)	1:45.961	1:37.030	1:38.408	1:37.437	<b>1:36.918</b>	1:37.152	1:37.509	1:37.001	1:37.108	1:37.260	1:37.374	1:37.211
25	Daniel FALZON (SA)	<b>1:42.225</b>											
29	Ted COLLINS (VIC)	1:41.179	<b>1:33.903</b>	1:34.224	1:34.903	1:34.213	1:34.304	1:34.860	1:34.495	1:34.561	1:33.914	1:33.970	1:34.471
30	Mark CHIODO (VIC)	1:40.331	<b>1:33.321</b>	1:34.187	1:33.836	1:34.291	1:34.203	1:34.344	1:34.133				
37	Michael EDWARDS (QLD)	2:42.753	1:43.692	2:23.783	<b>1:40.125</b>	1:40.279	1:40.544	1:41.690	1:40.733	1:41.534	1:42.150	2:12.399	
47	Wayne MAXWELL (VIC)	1:38.173	<b>1:32.747</b>	1:33.354	1:33.316	1:33.186	1:33.131	1:33.039	1:33.318	1:33.785	1:33.760	1:33.636	1:34.236
53	Mason COOTE (VIC)	1:43.453	1:34.607	1:35.195	<b>1:34.435</b>	1:34.902	1:34.991	1:35.192	1:35.341	1:35.703	1:35.398	1:35.728	1:35.970
61	Arthur SISSIS (SA)	1:40.521	<b>1:33.392</b>	1:34.868	1:33.843	1:34.105	1:34.551	1:34.689	1:34.984	1:35.751	1:35.097	1:34.917	1:36.990
62	Brendan MCINTYRE (NSW)	1:45.797	1:37.097	1:38.358	<b>1:36.836</b>	1:37.214	1:37.365	1:37.812	1:36.927	1:37.048	1:37.355	1:37.553	1:37.117
67	Bryan STARING (WA)	1:38.332	1:32.879	1:33.180	<b>1:32.858</b>	1:32.957	1:33.141	1:33.333	1:33.390	1:33.527	1:33.448	1:34.132	1:33.935

*Scott Laing*  
 Chief Time Keeper - Scott Laing

*Tom Williams*  
 Clerk of Course - Tom Williams





ASBK.COM.AU f t i y

## Round 7 : Phillip Island GP Circuit : October 12 - 14

### YAMAHA MOTOR INSURANCE AUSTRALIAN SUPERBIKE CHAMPIONSHIP

#### Race 2

Date: 14/10/18  
 Event: R12  
 Weather: Partly cloudy - Temp: 25.2C  
 Track: Dry - Temp: 45.2C


Started at: 14:24:56  
 Laps: 12  
 Starters: 29  
 Printed at: 15:40

#### PROVISIONAL LAP TIMES

No	Name	Lap 1	Lap 2	Lap 3	Lap 4	Lap 5	Lap 6	Lap 7	Lap 8	Lap 9	Lap 10	Lap 11	Lap 12
68	Mitch LEVY (NSW)	1:42.231	1:34.762	<b>1:34.734</b>	1:35.122	1:34.896	1:35.977	1:35.261	1:35.282	1:35.439	1:35.287	1:35.177	1:34.983
77	Adam SENIOR (WA)	1:45.508	<b>1:37.385</b>	1:39.449	1:38.764	1:38.571	1:39.108	1:39.313	1:38.893	1:39.055	2:30.640	1:51.422	
78	Nathan SPITERI (VIC)	1:47.272	<b>1:37.514</b>	1:38.724	1:38.926	1:38.805	1:39.033	1:38.921	1:38.745	1:38.923	1:39.456	1:38.620	1:39.300
83	Kyle BUCKLEY (QLD)	1:43.387	<b>1:34.481</b>	1:34.731	1:35.025	1:35.822	1:35.273	1:35.340	1:35.365	1:35.215	1:35.332	1:35.263	1:36.434
94	Mitch REES (BOP)	1:42.118	1:34.589	1:34.879	1:35.227	<b>1:34.551</b>	1:35.248	1:35.316	1:35.405	1:35.234			
98	Evan BYLES (SA)	1:46.183	<b>1:37.349</b>	1:37.631	1:38.710	1:38.052	1:38.115	1:38.140	1:38.166	1:38.653	1:38.176	1:38.076	1:38.434
168	Glenn SCOTT (NSW)	1:42.148	1:34.736	<b>1:34.525</b>	1:35.226	1:34.868	1:36.477	1:35.357	1:35.268	1:35.357	1:35.279	1:34.632	1:35.097
183	Lachlan EPIS (NSW)	<b>1:44.950</b>											
333	Yannis SHAW (NSW)	1:44.375	<b>1:37.320</b>	1:37.886	1:38.208	1:38.409	1:38.237	1:38.009	1:38.107	1:38.786	1:39.153	1:38.720	1:38.498

The results are provisional until the end of the time limit for protests and appeals.

  
 Chief Time Keeper - Scott Laing

  
 Clerk of Course - Tom Williams



[www.computime.com.au](http://www.computime.com.au)  
 COMPUTIME RACE TIMING SYSTEMS PTY LTD



# Round 7 : Phillip Island GP Circuit : October 12 - 14

## YAMAHA MOTOR INSURANCE AUSTRALIAN SUPERBIKE CHAMPIONSHIP

Date: 14/10/18

Event: R12

Weather: Partly cloudy - Temp: 25.2C

Track: Dry - Temp: 45.2C

### Race 2

Started at: 14:24:56

Laps: 12

Starters: 29

Printed at: 15:40

### PROVISIONAL SPLIT TIMES

Lap	Split 1	Split 2	Split 3	Split 4	Lap Time	Spd	Lap	Split 1	Split 2	Split 3	Split 4	Lap Time	Spd
<b>1 Josh WATERS (VIC) (7th)</b>							2	<b>23.323</b>	28.370	18.665	27.416	<b>1:37.774</b>	280
1	28.479	27.037	17.854	26.554	1:39.924	217	3	23.979	<b>28.352</b>	18.699	27.454	1:38.484	278
2	22.247	26.801	<b>17.578</b>	25.907	1:32.533	297	4	23.663	28.691	18.832	27.596	1:38.782	277
3	22.187	<b>26.724</b>	17.587	<b>25.754</b>	<b>1:32.252</b>	295	5	23.734	28.914	18.996	27.569	1:39.213	276
4	22.339	27.048	17.691	25.902	1:32.980	303	6	23.661	28.906	19.091	27.566	1:39.224	273
5	22.191	26.879	17.676	26.059	1:32.805	299	7	23.943	28.917	19.037	27.643	1:39.540	274
6	22.305	27.016	17.743	26.083	1:33.147	300	8	23.861	29.315	19.043	27.352	1:39.571	272
7	22.397	26.883	17.734	26.205	1:33.219	293	9	23.833	28.787	18.849	27.198	1:38.667	273
8	<b>22.174</b>	27.057	17.817	26.214	1:33.262	298	10	24.061	28.600	18.977	27.432	1:39.070	276
9	22.575	27.535	17.683	25.982	1:33.775	294	11	23.938	28.726	18.889	27.662	1:39.215	275
10	22.266	27.026	17.781	26.112	1:33.185	301	12	24.100	29.213	18.840	27.378	1:39.531	273
11	22.374	27.568	17.871	26.317	1:34.130	295	<b>14 Glenn ALLERTON (NSW) (DNF)</b>						
12	22.349	26.983	17.775	45.618	1:52.725	293	1	29.035	27.467	17.837	26.372	1:40.711	221
<b>11 Philip CZAJ (VIC) (14th)</b>							2	<b>22.421</b>	27.102	<b>17.692</b>	<b>26.094</b>	<b>1:33.309</b>	302
1	30.363	28.771	18.324	<b>26.598</b>	1:44.056	228	3	22.513	27.402	18.098	26.428	1:34.441	303
2	<b>22.715</b>	<b>27.730</b>	<b>18.085</b>	27.230	<b>1:35.760</b>	288	4	22.516	27.093	17.890	26.499	1:33.998	290
3	22.984	28.051	18.342	27.097	1:36.474	281	5	22.423	<b>27.050</b>	18.039	26.443	1:33.955	290
4	23.076	28.240	18.512	27.196	1:37.024	280	<b>17 Troy HERFOSS (QLD) (13th)</b>						
5	23.262	28.230	18.544	27.345	1:37.381	277	1	28.957	27.357	<b>17.683</b>	26.446	1:40.443	218
6	23.403	28.516	18.534	27.373	1:37.826	276	2	<b>22.220</b>	<b>26.928</b>	17.806	<b>26.315</b>	<b>1:33.269</b>	293
7	23.284	28.225	18.499	27.266	1:37.274	276	3	22.580	27.267	18.331	26.885	1:35.063	298
8	23.498	28.597	18.553	27.182	1:37.830	274	4	23.441	28.676	18.555	27.229	1:37.901	271
9	23.417	28.635	18.639	27.298	1:37.989	276	5	23.277	29.025	18.574	27.152	1:38.028	281
10	23.481	28.432	18.700	27.502	1:38.115	276	6	23.666	28.521	18.518	27.050	1:37.755	290
11	23.289	28.443	18.631	27.279	1:37.642	277	7	23.505	28.298	18.963	27.356	1:38.122	285
12	23.350	28.460	18.568	27.080	1:37.458	278	8	23.926	28.460	19.062	27.617	1:39.065	278
<b>12 Matt WALTERS (NSW) (5th)</b>							9	23.988	29.048	18.912	27.317	1:39.265	276
1	29.192	27.919	17.969	26.361	1:41.441	221	10	23.736	28.165	18.686	27.545	1:38.132	283
2	22.553	<b>27.243</b>	<b>17.911</b>	<b>26.339</b>	<b>1:34.046</b>	300	11	23.885	28.528	18.975	27.462	1:38.850	278
3	22.485	27.362	18.062	26.474	1:34.383	298	12	23.768	28.541	18.782	27.255	1:38.346	277
4	22.625	28.109	18.170	26.371	1:35.275	298	<b>20 Alex PHILLIS (VIC) (11th)</b>						
5	<b>22.429</b>	27.422	17.975	26.688	1:34.514	293	1	29.976	28.105	18.100	26.565	1:42.746	228
6	22.518	27.299	18.086	26.385	1:34.288	293	2	22.596	27.603	<b>17.908</b>	26.616	<b>1:34.723</b>	304
7	22.554	27.264	18.075	26.482	1:34.375	291	3	22.582	27.595	18.092	<b>26.550</b>	1:34.819	300
8	22.488	27.276	17.997	26.380	1:34.141	293	4	22.868	<b>27.444</b>	18.119	26.569	1:35.000	297
9	22.555	27.437	18.008	26.381	1:34.381	294	5	22.827	27.920	18.156	26.765	1:35.668	302
10	22.643	27.364	18.024	26.539	1:34.570	292	6	22.637	27.523	18.119	26.715	1:34.994	299
11	22.549	27.405	18.068	26.669	1:34.691	290	7	22.815	27.673	18.243	26.551	1:35.282	298
12	22.638	27.527	18.210	26.644	1:35.019	289	8	22.931	27.659	18.147	26.644	1:35.381	296
<b>13 David BARKER (SA) (19th)</b>							9	22.907	27.883	18.271	26.835	1:35.896	295
1	30.667	28.706	<b>18.402</b>	<b>26.946</b>	1:44.721	238	10	22.643	27.596	18.173	26.744	1:35.156	295

*Scott Laing*  
 Chief Time Keeper - Scott Laing

*Tom Williams*  
 Clerk of Course - Tom Williams





ASBK.COM.AU f t i y

# Round 7 : Phillip Island GP Circuit : October 12 - 14

## YAMAHA MOTOR INSURANCE AUSTRALIAN SUPERBIKE CHAMPIONSHIP

Date: 14/10/18

Event: R12

Weather: Partly cloudy - Temp: 25.2C

Track: Dry - Temp: 45.2C

### Race 2

Started at: 14:24:56

Laps: 12

Starters: 29

Printed at: 15:40

### PROVISIONAL SPLIT TIMES

Lap	Split 1	Split 2	Split 3	Split 4	Lap Time	Spd	Lap	Split 1	Split 2	Split 3	Split 4	Lap Time	Spd
11	<b>22.543</b>	27.722	18.171	26.984	1:35.420	298	25 Daniel FALZON (SA) (DNF)						
12	22.836	28.329	18.256	26.581	1:36.002	297	1	<b>28.304</b>	<b>27.158</b>	<b>17.784</b>	<b>28.979</b>	<b>1:42.225</b>	217
<b>21 Troy BAYLISS (QLD) (1st)</b>							<b>29 Ted COLLINS (VIC) (4th)</b>						
1	28.158	26.932	<b>17.561</b>	<b>25.798</b>	1:38.449	218	1	29.383	27.535	17.959	26.302	1:41.179	223
2	22.263	26.941	17.767	25.861	1:32.832	306	2	22.524	27.279	<b>17.836</b>	<b>26.264</b>	<b>1:33.903</b>	298
3	22.343	27.040	17.854	25.949	1:33.186	303	3	22.568	27.280	18.056	26.320	1:34.224	299
4	<b>22.186</b>	26.892	17.747	25.994	<b>1:32.819</b>	301	4	23.021	27.487	17.923	26.472	1:34.903	297
5	22.336	26.944	17.672	26.141	1:33.093	290	5	22.500	27.341	18.015	26.357	1:34.213	295
6	22.221	26.907	17.677	26.242	1:33.047	297	6	22.469	27.425	18.011	26.399	1:34.304	293
7	22.265	<b>26.806</b>	17.795	26.138	1:33.004	297	7	22.603	27.558	18.160	26.539	1:34.860	293
8	22.252	27.042	17.856	26.323	1:33.473	290	8	22.574	27.509	18.025	26.387	1:34.495	291
9	22.595	27.349	17.873	26.017	1:33.834	289	9	22.653	27.417	18.067	26.424	1:34.561	293
10	22.428	27.352	17.773	26.020	1:33.573	301	10	<b>22.375</b>	27.273	17.937	26.329	1:33.914	290
11	22.407	26.994	17.803	26.465	1:33.669	297	11	22.467	<b>27.221</b>	17.949	26.333	1:33.970	291
12	22.497	27.215	17.821	26.369	1:33.902	288	12	22.535	27.353	18.023	26.560	1:34.471	293
<b>23 Heath GRIFFIN (NSW) (21th)</b>							<b>30 Mark CHIODO (VIC) (DNF)</b>						
1	32.227	29.471	18.815	<b>27.453</b>	1:47.966	220	1	28.773	27.113	17.810	26.635	1:40.331	225
2	<b>23.799</b>	<b>28.720</b>	<b>18.695</b>	<b>27.528</b>	<b>1:38.742</b>	278	2	<b>22.173</b>	<b>27.011</b>	<b>17.678</b>	26.459	<b>1:33.321</b>	298
3	23.838	29.060	18.941	27.794	1:39.633	269	3	22.619	27.077	17.763	26.728	1:34.187	294
4	24.198	29.087	18.979	27.794	1:40.058	264	4	22.512	27.103	17.860	<b>26.361</b>	1:33.836	293
5	24.038	28.978	19.097	28.007	1:40.120	268	5	22.462	27.121	17.840	26.868	1:34.291	292
6	23.999	28.987	19.085	27.896	1:39.967	265	6	22.480	27.306	17.965	26.452	1:34.203	291
7	23.936	29.092	18.942	27.782	1:39.752	263	7	22.517	27.296	17.945	26.586	1:34.344	292
8	23.855	28.958	18.925	29.937	1:41.675	266	8	22.466	27.295	17.903	26.469	1:34.133	290
9	24.104	28.857	19.060	27.885	1:39.906	264	<b>37 Michael EDWARDS (QLD) (23th)</b>						
10	23.887	28.983	18.971	28.291	1:40.132	263	1		1:51.824	21.263	29.666	2:42.753	216
11	24.282	29.201	19.075	28.274	1:40.832	262	2	25.700	29.890	19.736	28.366	1:43.692	273
12	24.288	29.428	18.963	28.099	1:40.778	261	3	25.184	1:11.144	19.495	27.960	2:23.783	261
<b>24 Matt TOOLEY (VIC) (15th)</b>							<b>47 Wayne MAXWELL (VIC) (3rd)</b>						
1	31.432	29.040	<b>18.424</b>	27.065	1:45.961	224	4	24.363	<b>28.819</b>	19.239	<b>27.704</b>	<b>1:40.125</b>	276
2	23.314	28.457	18.439	<b>26.820</b>	1:37.030	284	5	<b>24.228</b>	28.922	19.273	27.856	1:40.279	273
3	24.160	28.345	18.594	27.309	1:38.408	271	6	24.514	29.023	<b>19.051</b>	27.956	1:40.544	271
4	23.653	28.402	18.493	26.889	1:37.437	281	7	24.624	29.285	19.635	28.146	1:41.690	271
5	<b>23.138</b>	28.135	18.592	27.053	<b>1:36.918</b>	280	8	24.399	29.120	19.281	27.933	1:40.733	273
6	23.281	28.357	18.460	27.054	1:37.152	279	9	24.483	29.501	19.426	28.124	1:41.534	274
7	23.392	28.433	18.431	27.253	1:37.509	278	10	24.517	29.426	19.696	28.511	1:42.150	271
8	23.292	<b>27.977</b>	18.530	27.202	1:37.001	273	11	25.078	53.319	22.922	31.080	2:12.399	270
9	23.454	28.088	18.666	26.900	1:37.108	275	<b>47 Wayne MAXWELL (VIC) (3rd)</b>						
10	23.195	28.100	18.589	27.376	1:37.260	282	1	27.802	<b>26.746</b>	<b>17.692</b>	25.933	1:38.173	213
11	23.294	28.204	18.572	27.304	1:37.374	277	2	<b>22.191</b>	26.937	17.711	<b>25.908</b>	<b>1:32.747</b>	290
12	23.338	28.083	18.500	27.290	1:37.211	277	3	22.351	27.074	17.847	26.082	1:33.354	290

*Scott Laing*  
Chief Time Keeper - Scott Laing

*Tom Williams*  
Clerk of Course - Tom Williams



# Round 7 : Phillip Island GP Circuit : October 12 - 14

## YAMAHA MOTOR INSURANCE AUSTRALIAN SUPERBIKE CHAMPIONSHIP

Date: 14/10/18 Race 2 Started at: 14:24:56  
 Event: R12 Laps: 12  
 Weather: Partly cloudy - Temp: 25.2C Starters: 29  
 Track: Dry - Temp: 45.2C Printed at: 15:40

### PROVISIONAL SPLIT TIMES

Lap	Split 1	Split 2	Split 3	Split 4	Lap Time	Spd	Lap	Split 1	Split 2	Split 3	Split 4	Lap Time	Spd
4	22.572	27.053	17.703	25.988	1:33.316	289	6	23.372	28.368	18.615	27.010	1:37.365	276
5	22.378	27.053	17.754	26.001	1:33.186	290	7	23.494	28.714	18.659	26.945	1:37.812	277
6	22.215	27.063	17.810	26.043	1:33.131	292	8	23.545	<b>27.899</b>	18.562	26.921	1:36.927	278
7	22.339	26.966	17.775	25.959	1:33.039	295	9	23.263	28.021	18.741	27.023	1:37.048	279
8	22.314	27.221	17.786	25.997	1:33.318	290	10	23.490	28.062	18.683	27.120	1:37.355	279
9	22.476	27.347	17.890	26.072	1:33.785	291	11	<b>23.147</b>	28.624	<b>18.535</b>	27.247	1:37.553	282
10	22.303	27.525	17.814	26.118	1:33.760	296	12	23.303	28.073	18.936	26.805	1:37.117	285
11	22.356	27.092	17.847	26.341	1:33.636	290							
12	22.491	27.275	17.901	26.569	1:34.236	288							
<b>53 Mason COOTE (VIC) (10th)</b>							<b>67 Bryan STARING (WA) (2nd)</b>						
1	30.195	28.272	18.589	26.397	1:43.453	226	1	28.058	26.912	<b>17.576</b>	<b>25.786</b>	1:38.332	219
2	22.806	27.629	<b>18.018</b>	<b>26.154</b>	1:34.607	306	2	22.302	26.909	17.714	25.954	1:32.879	301
3	23.173	27.523	18.048	26.451	1:35.195	305	3	22.256	27.083	17.804	26.037	1:33.180	298
4	22.691	<b>27.310</b>	18.101	26.333	<b>1:34.435</b>	297	4	<b>22.138</b>	26.881	17.690	26.149	<b>1:32.858</b>	301
5	<b>22.576</b>	27.629	18.151	26.546	1:34.902	304	5	22.236	26.877	17.745	26.099	1:32.957	295
6	22.718	27.582	18.150	26.541	1:34.991	292	6	22.253	26.890	17.743	26.255	1:33.141	293
7	22.834	27.559	18.276	26.523	1:35.192	288	7	22.545	<b>26.874</b>	17.717	26.197	1:33.333	293
8	22.967	27.625	18.260	26.489	1:35.341	288	8	22.259	27.031	17.792	26.308	1:33.390	299
9	22.988	27.982	18.284	26.449	1:35.703	289	9	22.318	27.180	17.739	26.290	1:33.527	302
10	22.885	27.717	18.175	26.621	1:35.398	295	10	22.439	27.003	17.794	26.212	1:33.448	293
11	22.867	27.743	18.131	26.987	1:35.728	292	11	22.525	27.310	17.879	26.418	1:34.132	293
12	23.163	27.611	18.428	26.768	1:35.970	290	12	22.615	27.131	17.741	26.448	1:33.935	292
<b>61 Arthur SISSIS (SA) (6th)</b>							<b>68 Mitch LEVY (NSW) (9th)</b>						
1	28.854	27.135	17.895	26.637	1:40.521	222	1	29.865	28.126	18.044	<b>26.196</b>	1:42.231	225
2	<b>22.397</b>	<b>27.051</b>	<b>17.801</b>	26.143	<b>1:33.392</b>	295	2	22.794	27.789	<b>17.879</b>	26.300	1:34.762	297
3	22.767	27.418	18.105	26.578	1:34.868	296	3	22.778	27.705	17.924	26.327	<b>1:34.734</b>	292
4	22.649	27.142	17.926	<b>26.126</b>	1:33.843	288	4	22.918	27.776	17.888	26.540	1:35.122	290
5	22.554	27.208	18.061	26.282	1:34.105	286	5	22.916	<b>27.530</b>	17.903	26.547	1:34.896	283
6	22.647	27.417	18.045	26.442	1:34.551	295	6	22.841	27.807	17.923	27.406	1:35.977	289
7	22.663	27.507	18.142	26.377	1:34.689	285	7	22.819	27.840	18.043	26.559	1:35.261	290
8	22.706	27.560	18.133	26.585	1:34.984	286	8	22.868	27.801	18.116	26.497	1:35.282	288
9	23.031	27.712	18.252	26.756	1:35.751	286	9	22.949	27.647	18.115	26.728	1:35.439	289
10	22.994	27.580	18.127	26.396	1:35.097	281	10	22.787	27.540	18.133	26.827	1:35.287	289
11	22.652	27.501	18.102	26.662	1:34.917	287	11	<b>22.657</b>	27.762	18.093	26.665	1:35.177	284
12	22.752	28.959	18.473	26.806	1:36.990	288	12	22.692	27.622	17.980	26.689	1:34.983	289
<b>62 Brendan MCINTYRE (NSW) (16th)</b>							<b>77 Adam SENIOR (WA) (22th)</b>						
1	31.298	28.834	18.648	27.017	1:45.797	230	1	31.051	28.780	<b>18.546</b>	27.131	1:45.508	223
2	23.326	28.392	18.544	26.835	1:37.097	281	2	<b>23.347</b>	<b>28.395</b>	18.584	<b>27.059</b>	<b>1:37.385</b>	284
3	23.667	28.426	18.699	27.566	1:38.358	286	3	23.970	29.085	18.763	27.631	1:39.449	277
4	23.483	27.976	18.601	<b>26.776</b>	<b>1:36.836</b>	283	4	23.686	28.774	18.835	27.469	1:38.764	281
5	23.231	28.136	18.746	27.101	1:37.214	285	5	23.676	28.734	18.764	27.397	1:38.571	278
							6	23.783	28.953	18.838	27.534	1:39.108	278
							7	23.801	28.776	18.935	27.801	1:39.313	275

*Scott Laing*  
 Chief Time Keeper - Scott Laing

*Tom Williams*  
 Clerk of Course - Tom Williams



# Round 7 : Phillip Island GP Circuit : October 12 - 14

## YAMAHA MOTOR INSURANCE AUSTRALIAN SUPERBIKE CHAMPIONSHIP

Date: 14/10/18

Event: R12

Weather: Partly cloudy - Temp: 25.2C

Track: Dry - Temp: 45.2C

### Race 2

Started at: 14:24:56

Laps: 12

Starters: 29

Printed at: 15:40

### PROVISIONAL SPLIT TIMES

Lap	Split 1	Split 2	Split 3	Split 4	Lap Time	Spd	Lap	Split 1	Split 2	Split 3	Split 4	Lap Time	Spd
							<b>98 Evan BYLES (SA) (17th)</b>						
8	23.766	28.672	18.906	27.549	1:38.893	277	1	31.618	29.145	18.563	<b>26.857</b>	1:46.183	228
9	23.699	28.827	18.978	27.551	1:39.055	272	2	<b>23.354</b>	28.584	<b>18.380</b>	27.031	<b>1:37.349</b>	278
10	24.309	30.817	20.853	1:14.661	2:30.640	269	3	23.443	28.309	18.627	27.252	1:37.631	286
11	34.744	29.443	19.237	27.998	1:51.422 P		4	23.765	28.783	18.651	27.511	1:38.710	276
							<b>78 Nathan SPITERI (VIC) (20th)</b>						
1	32.057	29.115	18.778	27.322	1:47.272	227	5	23.731	28.446	18.514	27.361	1:38.052	285
2	<b>23.450</b>	<b>28.481</b>	<b>18.439</b>	<b>27.144</b>	<b>1:37.514</b>	284	6	23.641	28.551	18.655	27.268	1:38.115	278
3	23.755	28.831	18.717	27.421	1:38.724	275	7	23.838	<b>28.287</b>	18.718	27.297	1:38.140	276
4	23.840	28.714	18.894	27.478	1:38.926	273	8	23.718	28.442	18.719	27.287	1:38.166	273
5	23.945	28.673	18.803	27.384	1:38.805	269	9	23.674	28.795	18.762	27.422	1:38.653	278
6	23.794	28.810	18.788	27.641	1:39.033	269	10	23.562	28.388	18.829	27.397	1:38.176	278
7	23.767	28.687	19.007	27.460	1:38.921	267	11	23.407	28.487	18.833	27.349	1:38.076	279
8	23.893	28.784	18.823	27.245	1:38.745	269	12	23.561	28.579	18.864	27.430	1:38.434	273
9	23.928	28.853	18.700	27.442	1:38.923	270							
10	23.961	28.687	18.991	27.817	1:39.456	276	<b>168 Glenn SCOTT (NSW) (8th)</b>						
11	23.639	28.623	18.824	27.534	1:38.620	273	1	29.704	27.981	17.995	26.468	1:42.148	231
12	23.702	28.767	18.821	28.010	1:39.300	278	2	22.644	27.809	<b>17.960</b>	<b>26.323</b>	1:34.736	301
							<b>83 Kyle BUCKLEY (QLD) (12th)</b>						
1	30.057	28.599	18.177	26.554	1:43.387	229	3	<b>22.483</b>	27.554	18.019	26.469	<b>1:34.525</b>	303
2	22.757	<b>27.451</b>	<b>17.900</b>	<b>26.373</b>	<b>1:34.481</b>	300	4	22.602	27.743	18.051	26.830	1:35.226	301
3	<b>22.616</b>	27.698	17.958	26.459	1:34.731	303	5	22.586	27.722	18.050	26.510	1:34.868	299
4	22.713	27.657	18.036	26.619	1:35.025	299	6	22.856	27.639	18.012	27.970	1:36.477	296
5	23.025	27.860	18.123	26.814	1:35.822	303	7	22.993	27.685	18.143	26.536	1:35.357	290
6	22.816	27.558	18.161	26.738	1:35.273	301	8	22.975	27.686	18.115	26.492	1:35.268	288
7	22.887	27.535	18.201	26.717	1:35.340	298	9	22.742	27.912	18.208	26.495	1:35.357	301
8	22.801	27.572	18.133	26.859	1:35.365	298	10	22.862	27.765	18.117	26.535	1:35.279	290
9	22.926	27.523	18.106	26.660	1:35.215	297	11	22.673	<b>27.291</b>	17.989	26.679	1:34.632	296
10	22.922	27.618	18.050	26.742	1:35.332	296	12	22.679	27.528	18.038	26.852	1:35.097	296
11	22.651	27.634	18.202	26.776	1:35.263	301							
12	23.021	28.102	18.477	26.834	1:36.434	295	<b>183 Lachlan EPIS (NSW) (DNF)</b>						
							<b>333 Yannis SHAW (NSW) (18th)</b>						
							1	30.257	28.677	<b>18.491</b>	<b>26.950</b>	1:44.375	234
							2	<b>23.082</b>	<b>28.201</b>	18.708	27.329	<b>1:37.320</b>	291
							3	23.383	28.460	18.722	27.321	1:37.886	286
							4	23.641	28.453	18.743	27.371	1:38.208	282
							5	23.422	28.522	19.131	27.334	1:38.409	283
							6	23.433	28.443	18.910	27.451	1:38.237	286
							7	23.460	28.317	18.734	27.498	1:38.009	283
							8	23.566	28.450	18.731	27.360	1:38.107	282
							9	23.613	28.614	18.996	27.563	1:38.786	281
							10	23.714	28.627	19.008	27.804	1:39.153	280
							11	23.649	28.427	19.031	27.613	1:38.720	280
							12	23.578	28.492	19.003	27.425	1:38.498	281
							<b>94 Mitch REES (BOP) (DNF)</b>						
1	29.523	27.723	17.941	26.931	1:42.118	225							
2	22.747	27.456	<b>17.896</b>	26.490	1:34.589	293							
3	22.891	27.612	17.923	<b>26.453</b>	1:34.879	285							
4	22.687	27.699	18.003	26.838	1:35.227	289							
5	<b>22.486</b>	<b>27.405</b>	18.046	26.614	<b>1:34.551</b>	287							
6	22.825	27.609	18.091	26.723	1:35.248	283							
7	22.946	27.495	18.103	26.772	1:35.316	281							
8	22.792	27.646	18.293	26.674	1:35.405	280							
9	22.707	27.740	18.129	26.658	1:35.234	279							

The results are provisional until the end of the time limit for protests and appeals.

*Scott Laing*  
 Chief Time Keeper - Scott Laing

*Tom Williams*  
 Clerk of Course - Tom Williams







ASBK.COM.AU f t i y

# Round 7 : Phillip Island GP Circuit : October 12 - 14

## YAMAHA MOTOR INSURANCE AUSTRALIAN SUPERBIKE CHAMPIONSHIP

### Race 2

Date: 14/10/18  
 Event: R12  
 Weather: Partly cloudy - Temp: 25.2C  
 Track: Dry - Temp: 45.2C

Started at: 14:24:56  
 Laps: 12  
 Starters: 29  
 Printed at: 15:40

### PROVISIONAL FASTEST LAPS SEQUENCE

Lap	Race Pos	No	Name	Machine	Fastest Lap	On Lap
1	1	47	Wayne MAXWELL (VIC)	Yamaha YZF-R1	1:38.173	1
2	1	47	Wayne MAXWELL (VIC)	Yamaha YZF-R1	1:32.747	2
2	4	1	Josh WATERS (VIC)	Suzuki GSX-RR	1:32.533	2
3	4	1	Josh WATERS (VIC)	Suzuki GSX-RR	1:32.252	3

The results are provisional until the end of the time limit for protests and appeals.

*Scott Laing*  
 Chief Time Keeper - Scott Laing

*Tom Williams*  
 Clerk of Course - Tom Williams



[www.computime.com.au](http://www.computime.com.au)  
 COMPUTIME RACE TIMING SYSTEMS PTY LTD





ASBK.COM.AU f t i y

# Round 7 : Phillip Island GP Circuit : October 12 - 14

## YAMAHA MOTOR INSURANCE AUSTRALIAN SUPERBIKE CHAMPIONSHIP

Date: 14/10/18

Event: R12

Weather: Partly cloudy - Temp: 25.2C

Track: Dry - Temp: 45.2C

### Race 2

Started at: 14:24:56

Laps: 12

Starters: 29

Printed at: 15:40

### PROVISIONAL LAP SHEET

No	Lap Time	Gap	No	Lap Time	Gap	No	Lap Time	Gap	No	Lap Time	Gap	No	Lap Time	Gap
<b>Lap 1</b>			17	1:33.269	2.792	83	1:34.731	8.325	23	1:40.058	29.150	61	1:34.551	7.933
47	1:38.173		61	1:33.392	2.993	53	1:35.195	8.981	37	2:23.783	1 lap	29	1:34.304	9.379
67	1:38.332	.159	14	1:33.309	3.100	11	1:36.474	12.016	<b>Lap 5</b>			12	1:34.288	10.600
21	1:38.449	.276	29	1:33.903	4.162	333	1:37.886	15.307	67	1:32.957		94	1:35.248	13.265
1	1:39.924	1.751	12	1:34.046	4.567	13	1:38.484	16.705	21	1:33.093	.173	53	1:34.991	14.236
30	1:40.331	2.158	94	1:34.589	5.787	98	1:37.631	16.889	1	1:32.805	.288	68	1:35.977	14.375
17	1:40.443	2.270	168	1:34.736	5.964	62	1:38.358	16.978	47	1:33.186	.570	20	1:34.994	14.603
61	1:40.521	2.348	68	1:34.762	6.073	24	1:38.408	17.125	30	1:34.291	5.760	168	1:36.477	14.633
14	1:40.711	2.538	20	1:34.723	6.549	77	1:39.449	18.068	14	1:33.955	6.208	83	1:35.273	15.372
29	1:41.179	3.006	83	1:34.481	6.948	78	1:38.724	19.236	61	1:34.105	6.523	17	1:37.755	19.112
12	1:41.441	3.268	53	1:34.607	7.140	23	1:39.633	22.067	29	1:34.213	8.216	11	1:37.826	25.174
94	1:42.118	3.945	11	1:35.760	8.896	<b>Lap 4</b>			62	1:37.214	25.096	24	1:37.152	29.559
168	1:42.148	3.975	333	1:37.320	10.775	67	1:32.858		12	1:34.514	9.453	24	1:37.152	29.559
25	1:42.225	4.052	13	1:37.774	11.575	21	1:32.819	.037	94	1:34.551	11.158	333	1:38.237	31.088
68	1:42.231	4.058	77	1:37.385	11.973	47	1:33.316	.341	168	1:34.868	11.297	98	1:38.115	32.693
20	1:42.746	4.573	62	1:37.097	11.974	1	1:32.980	.440	68	1:34.896	11.539	13	1:39.224	34.851
83	1:43.387	5.214	24	1:37.030	12.071	30	1:33.836	4.426	53	1:34.902	12.386	77	1:39.108	35.438
53	1:43.453	5.280	98	1:37.349	12.612	14	1:33.998	5.210	20	1:35.668	12.750	78	1:39.033	36.927
11	1:44.056	5.883	78	1:37.514	13.866	61	1:33.843	5.375	83	1:35.822	13.240	23	1:39.967	43.139
333	1:44.375	6.202	23	1:38.742	15.788	29	1:34.903	6.960	17	1:38.028	14.498	37	1:40.279	1 lap
13	1:44.721	6.548	37	1:43.692	1:15.52	12	1:35.275	7.896	11	1:37.381	20.489	<b>Lap 7</b>		
183	1:44.950	6.777	<b>Lap 3</b>			168	1:35.226	9.386	62	1:37.214	25.096	21	1:33.004	
77	1:45.508	7.335	47	1:33.354		17	1:37.901	9.427	24	1:36.918	25.548	67	1:33.333	.250
62	1:45.797	7.624	67	1:33.180	.117	94	1:35.227	9.564	333	1:38.409	25.992	1	1:33.219	.430
24	1:45.961	7.788	21	1:33.186	.193	68	1:35.122	9.600	98	1:38.052	27.719	47	1:33.039	.516
98	1:46.183	8.010	1	1:32.252	.435	20	1:35.000	10.039	13	1:39.213	28.768	30	1:34.344	8.083
78	1:47.272	9.099	30	1:34.187	3.565	83	1:35.025	10.375	77	1:38.571	29.471	61	1:34.689	9.539
23	1:47.966	9.793	14	1:34.441	4.187	53	1:34.435	10.441	78	1:38.805	31.035	29	1:34.860	11.156
37	2:42.753	1:04.58	17	1:35.063	4.501	11	1:37.024	16.065	23	1:40.120	36.313	12	1:34.375	11.892
<b>Lap 2</b>			61	1:34.868	4.507	333	1:38.208	20.540	37	1:40.125	1 lap	94	1:35.316	15.498
47	1:32.747		29	1:34.224	5.032	62	1:36.836	20.839	<b>Lap 6</b>			53	1:35.192	16.345
67	1:32.879	.291	12	1:34.383	5.596	24	1:37.437	21.587	67	1:33.141		68	1:35.261	16.553
21	1:32.832	.361	168	1:34.525	7.135	13	1:38.782	22.512	21	1:33.047	.079	20	1:35.282	16.802
1	1:32.533	1.537	94	1:34.879	7.312	98	1:38.710	22.624	1	1:33.147	.294	168	1:35.357	16.907
30	1:33.321	2.732	68	1:34.734	7.453	77	1:38.764	23.857	47	1:33.131	.560	83	1:35.340	17.629
			20	1:34.819	8.014	78	1:38.926	25.187	30	1:34.203	6.822	17	1:38.122	24.151

*Scott Laing*  
Chief Time Keeper - Scott Laing

*Tom Williams*  
Clerk of Course - Tom Williams





ASBK.COM.AU f t i y

# Round 7 : Phillip Island GP Circuit : October 12 - 14

## YAMAHA MOTOR INSURANCE AUSTRALIAN SUPERBIKE CHAMPIONSHIP

### Race 2

Date: 14/10/18  
 Event: R12  
 Weather: Partly cloudy - Temp: 25.2C  
 Track: Dry - Temp: 45.2C

Started at: 14:24:56  
 Laps: 12  
 Starters: 29  
 Printed at: 15:40

### PROVISIONAL LAP SHEET

No	Lap Time	Gap	No	Lap Time	Gap	No	Lap Time	Gap	No	Lap Time	Gap
11	1:37.274	29.365				168	1:35.279	22.196	37	1:42.150	1 lap
24	1:37.509	33.985	<b>Lap 9</b>			20	1:35.156	22.620			
62	1:37.812	34.049	67	1:33.527		83	1:35.332	22.926	<b>Lap 12</b>		
333	1:38.009	36.014	21	1:33.834	.140	17	1:38.132	39.998	21	1:33.902	
98	1:38.140	37.750	1	1:33.775	.300	11	1:38.115	42.684	67	1:33.935	.231
13	1:39.540	41.308	47	1:33.785	.452	24	1:37.260	44.739	47	1:34.236	.800
77	1:39.313	41.668	29	1:34.561	13.045	62	1:37.355	44.764	29	1:34.471	14.116
78	1:38.921	42.765	61	1:35.751	13.107	333	1:39.153	51.445	12	1:35.019	16.243
23	1:39.752	49.808	12	1:34.381	13.247	98	1:38.176	52.130	61	1:36.990	18.827
37	1:40.544	1 lap	94	1:35.234	18.970	13	1:39.070	58.001	1	1:52.725	19.056
<b>Lap 8</b>			68	1:35.439	20.107	78	1:39.456	59.274	168	1:35.097	24.089
21	1:33.473		53	1:35.703	20.222	23	1:40.132	1:10.90	68	1:34.983	24.270
67	1:33.390	.167	168	1:35.357	20.365	37	1:41.534	1 lap	53	1:35.970	26.034
1	1:33.262	.219	20	1:35.896	20.912	<b>Lap 11</b>			20	1:36.002	26.206
47	1:33.318	.361	83	1:35.215	21.042	21	1:33.669		83	1:36.434	26.787
30	1:34.133	8.743	17	1:39.265	35.314	67	1:34.132	.198	77	1:51.422	1 lap
61	1:34.984	11.050	11	1:37.989	38.017	1	1:34.130	.233	17	1:38.346	49.358
29	1:34.495	12.178	62	1:37.048	40.857	47	1:33.636	.466	11	1:37.458	49.948
12	1:34.141	12.560	24	1:37.108	40.927	29	1:33.970	13.547	24	1:37.211	51.488
94	1:35.405	17.430	333	1:38.786	45.740	12	1:34.691	15.126	62	1:37.117	51.598
53	1:35.341	18.213	98	1:38.653	47.402	77	2:30.640	1 lap	98	1:38.434	1:00.80
68	1:35.282	18.362	13	1:38.667	52.379	61	1:34.917	15.739	333	1:38.498	1:00.82
168	1:35.268	18.702	77	1:39.055	52.449	168	1:34.632	22.894	13	1:39.531	1:08.91
20	1:35.381	18.710	78	1:38.923	53.266	68	1:35.177	23.189	78	1:39.300	1:09.35
83	1:35.365	19.521	23	1:39.906	1:04.22	53	1:35.728	23.966	23	1:40.778	1:24.68
17	1:39.065	29.743	37	1:40.733	1 lap	20	1:35.420	24.106	37	2:12.399	1 lap
11	1:37.830	33.722	<b>Lap 10</b>			83	1:35.263	24.255			
62	1:36.927	37.503	67	1:33.448		17	1:38.850	44.914			
24	1:37.001	37.513	1	1:33.185	.037	11	1:37.642	46.392			
333	1:38.107	40.648	21	1:33.573	.265	24	1:37.374	48.179			
98	1:38.166	42.443	47	1:33.760	.764	62	1:37.553	48.383			
77	1:38.893	47.088	29	1:33.914	13.511	333	1:38.720	56.231			
13	1:39.571	47.406	12	1:34.570	14.369	98	1:38.076	56.272			
78	1:38.745	48.037	61	1:35.097	14.756	13	1:39.215	1:03.28			
23	1:41.675	58.010	68	1:35.287	21.946	78	1:38.620	1:03.96			
37	1:41.690	1 lap	53	1:35.398	22.172	23	1:40.832	1:17.80			

The results are provisional until the end of the time limit for protests and appeals.

*Scott Laing*  
 Chief Time Keeper - Scott Laing

*Tom Williams*  
 Clerk of Course - Tom Williams





ASBK.COM.AU f t i y

# Round 7 : Phillip Island GP Circuit : October 12 - 14

## YAMAHA MOTOR INSURANCE AUSTRALIAN SUPERBIKE CHAMPIONSHIP

### Race 2

Date: 14/10/18  
 Event: R12  
 Weather: Partly cloudy - Temp: 25.2C  
 Track: Dry - Temp: 45.2C

Started at: 14:24:56  
 Laps: 12  
 Starters: 29  
 Printed at: 15:40

### PROVISIONAL LAP CHART

Grid	1	2	3	4	5	6	7	8	9	10	11	12
47	47	47	47	67	67	67	21	21	67	67	21	21
1	67	67	67	21	21	21	67	67	21	1	67	67
67	21	21	21	47	1	1	1	1	1	21	1	47
21	1	1	1	1	47	47	47	47	47	47	47	29
17	30	30	30	30	30	30	30	30	29	29	29	12
25	17	17	14	14	14	61	61	61	61	12	12	61
14	61	61	17	61	61	29	29	29	12	61	61	1
12	14	14	61	29	29	12	12	12	94	68	168	168
29	29	29	29	12	12	94	94	94	68	53	68	68
61	12	12	12	168	94	53	53	53	53	168	53	53
30	94	94	168	17	168	68	68	68	168	20	20	20
168	168	168	94	94	68	20	20	168	20	83	83	83
68	25	68	68	68	53	168	168	20	83	17	17	17
27	68	20	20	20	20	83	83	83	17	11	11	11
83	20	83	83	83	83	17	17	17	11	24	24	24
94	83	53	53	53	17	11	11	11	62	62	62	62
53	53	11	11	11	11	62	24	62	24	333	333	98
20	11	333	333	333	62	24	62	24	333	98	98	333
183	333	13	13	62	24	333	333	333	98	13	13	13
24	13	77	98	24	333	98	98	98	13	78	78	78
77	183	62	62	13	98	13	13	77	77	23	23	23
11	77	24	24	98	13	77	77	13	78	77	77	
92	62	98	77	77	77	78	78	78	23	37	37	
333	24	78	78	78	78	23	23	23	37			
62	98	23	23	23	23	37	37	37				
13	78	37	37	37	37							
98	23											
78	37											
74												
23												
37												

The results are provisional until the end of the time limit for protests and appeals.

*Scott Laing*  
 Chief Time Keeper - Scott Laing

*Tom Williams*  
 Clerk of Course - Tom Williams



www.computime.com.au  
 COMPUTIME RACE TIMING SYSTEMS PTY LTD





ASBK.COM.AU f t i y

## Round 7 : Phillip Island GP Circuit : October 12 - 14

### YAMAHA MOTOR INSURANCE AUSTRALIAN SUPERBIKE CHAMPIONSHIP

### PROVISIONAL ROUND POINTS

#### YAMAHA MOTOR INSURANCE AUSTRALIAN SUPERBIKE CHAMPIONSHIP

Pos	No	Name	Machine	Rnd 7	Rnd 7	Rnd 7	Total
				Pole	Race 1	Race 2	
1	21	Troy BAYLISS	Ducati		18	25	43
2	47	Wayne MAXWELL	Yamaha	1	20	18	39
3	1	Josh WATERS	Suzuki		25	14	39
4	29	Ted COLLINS	BMW		14	17	31
5	12	Matt WALTERS	Kawasaki		12	16	28
6	61	Arthur SISIS	Honda		13	15	28
7	68	Mitch LEVY	Yamaha		11	12	23
8	17	Troy HERFOSS	Honda		15	8	23
9	67	Bryan STARING	Kawasaki			20	20
10	20	Alex PHILLIS	Suzuki		10	10	20
11	53	Mason COOTE	Kawasaki		7	11	18
12	14	Glenn ALLERTON	BMW		17		17
13	25	Daniel FALZON	Yamaha		16		16
14	168	Glenn SCOTT	Kawasaki		2	13	15
15	83	Kyle BUCKLEY	Kawasaki		6	9	15
16	11	Phil CZAJ	Aprilia		4	7	11
17	27	Jamie STAUFFER	Ducati		9		9
18	62	Brendan McINTYRE	Suzuki		3	5	8
19	94	Mitch REES	Honda		8		8
20	24	Matt TOOLEY	Yamaha			6	6
21	98	Evan BYLES	Kawasaki		1	4	5
22	183	Lachlan EPIS	Kawasaki		5		5
23	333	Yannis SHAW	Kawasaki			3	3
24	13	David BARKER	Kawasaki			2	2
25	78	Nathan SPITERI	Suzuki			1	1

#### YAMAHA MOTOR INSURANCE AUSTRALIAN SUPERBIKE CHAMPIONSHIP - MANUFACTURERS

Pos	No	Name	Rnd 7	Rnd 7	Rnd 7	Total
			Pole	Race 1	Race 2	
1		Kawasaki		33	78	111
2		Yamaha	1	47	36	84
3		Suzuki		38	30	68
4		Honda		36	23	59
5		Ducati		27	25	52
6		BMW		31	17	48
7		Aprilia		4	7	11

*Scott Laing*  
 Chief Time Keeper - Scott Laing

*Tom Williams*  
 Clerk of Course - Tom Williams



[www.computime.com.au](http://www.computime.com.au)  
**COMPUTIME RACE TIMING SYSTEMS PTY LTD**





ASBK.COM.AU f t i y

## Round 7 : Phillip Island GP Circuit : October 12 - 14

### YAMAHA MOTOR INSURANCE AUSTRALIAN SUPERBIKE CHAMPIONSHIP

### PROVISIONAL FINAL CHAMPIONSHIP POINTS

#### YAMAHA MOTOR INSURANCE AUSTRALIAN SUPERBIKE CHAMPIONSHIP

Pos	No	Name	Machine	Rnd 1 WSBK	Rnd 2 W/fid	Rnd 3 Bend	Rnd 4 NT-HV	Rnd 5 MP	Rnd 6 Wint	Rnd 7 Pole	Rnd 7 Race 1	Rnd 7 Race 2	Total
1	17	Troy HERFOSS	Honda	59	46	55.5	45	51	42		15	8	321.5
2	47	Wayne MAXWELL	Yamaha	43	45	53	35	36	25	1	20	18	276
3	21	Troy BAYLISS	Ducati	51	31	35	40	37	36		18	25	273
4	1	Josh WATERS	Suzuki	59	36	23.5	30	37	40		25	14	264.5
5	25	Daniel FALZON	Yamaha	47	34	43	30	32	31		16		233
6	67	Bryan STARING	Kawasaki	60	16	28.5	38	29	17			20	208.5
7	12	Matt WALTERS	Kawasaki	37	20	17	9	29	13		12	16	153
8	20	Alex PHILLIS	Suzuki	31	25	34	16	21	4		10	10	151
9	14	Glenn ALLERTON	BMW	25	28	38	33				17		141
10	61	Arthur SISSIS	Honda	8	17	30.5	24		31		13	15	138.5
11	29	Ted COLLINS	BMW	15	13	7	7	23	23		14	17	119
12	83	Kyle BUCKLEY	Kawasaki	11	20	14.5	20	7	24		6	9	111.5
13	68	Mitch LEVY	Yamaha	11	11	18	13	12	19		11	12	107
14	30	Mark CHIODO	Suzuki	21	3	25.5	26	8	15				98.5
15	94	Mitch REES	Honda	20		25.5	6	10	20		8		89.5
16	27	Jamie STAUFFER	Ducati		28	32			12		9		81
17	52	Corey TURNER	Suzuki	18	16			26	15				75
18	168	Glenn SCOTT	Kawasaki				19	20	18		2	13	72
19	178	Michael BLAIR	Yamaha	41	22								63
20	53	Mason COOTE	Kawasaki	7		19			10		7	11	54
21	33	Sloan FROST	Suzuki				16	13	14				43
22	64	Aaron MORRIS	Yamaha	37									37
23	62	Brendan McINTYRE	Suzuki		6	6			12		3	5	32
24	66	Aaiden COOTE	Kawasaki	17		13							30
25	11	Phil CZAJ	Aprilia		1	1.5		7	5		4	7	25.5
26	82	Ryan YANKO	Ducati					20					20
27	99	William STRUGNELL	Kawasaki	8		10.5							18.5
28	56	Bradley SWALLOW	Kawasaki	1	4		13						18
29	333	Yannis SHAW	Kawasaki					6	5			3	14
30	50	Callum SPRIGGS	Kawasaki	8	5								13
31	98	Evan BYLES	Kawasaki				2	3			1	4	10
32	46	Michael JONES	Kawasaki	9									9
33	188	Lucas VITALE	Kawasaki	5	3								8
34	35	Ben STRONACH	Yamaha			3.5	4						7.5
35	24	Matt TOOLEY	Yamaha									6	6
36	54	Sam LAMBERT	Kawasaki				6						6
37	22	Trent GIBSON	Suzuki			6							6
38	183	Lachlan EPIS	Kawasaki								5		5
39	37	Michael EDWARDS	Yamaha					4					4
40	13	David BARKER	Kawasaki									2	2
41	60	Ben LOWE	Yamaha					2					2
42	77	Adam SENIOR	Yamaha		2								2
43	78	Nathan SPITERI	Suzuki									1	1
44	23	Heath GRIFFIN	Ducati						1				1
45	92	Patrick Jun LI	Yamaha						1				1
46	42	Adam CHRISTIE	Suzuki			1							1
47	96	Matt HARDING	Kawasaki		1								1

*Scott Laing*  
 Chief Time Keeper - Scott Laing

*Tom Williams*  
 Clerk of Course - Tom Williams





ASBK.COM.AU f t i y

## Round 7 : Phillip Island GP Circuit : October 12 - 14


### YAMAHA MOTOR INSURANCE AUSTRALIAN SUPERBIKE CHAMPIONSHIP

### PROVISIONAL FINAL CHAMPIONSHIP POINTS

#### YAMAHA MOTOR INSURANCE AUSTRALIAN SUPERBIKE CHAMPIONSHIP - MANUFACTURERS

Pos	No	Name	Rnd 1	Rnd 2	Rnd 3	Rnd 4	Rnd 5	Rnd 6	Rnd 7	Rnd 7	Rnd 7	Total
			WSBK	W/fld	Bend	NT-HV	MP	Wint	Pole	Race 1	Race 2	
1		Yamaha	179	114	117.5	82	86	76	1	47	36	738.5
2		Kawasaki	163	69	102.5	107	94	87		33	78	733.5
3		Suzuki	137	103	126.5	112	79	85		38	30	710.5
4		Honda	79	46	81	51	87	108		36	23	511
5		Ducati	51	59	67	40	57	49		27	25	375
6		BMW	40	41	45	40	23	23		31	17	260
7		Aprilia		1	1.5		7	5		4	7	25.5

  
 Chief Time Keeper - Scott Laing

  
 Clerk of Course - Tom Williams



[www.computime.com.au](http://www.computime.com.au)  
 COMPUTIME RACE TIMING SYSTEMS PTY LTD

